



## CUSTOM FINISH PROGRAM

Select Ambella Home pieces are now available in a variety of hand applied, artisanal finishes. From Ash Grey to Champagne, personalize your piece and make it truly one-of-a-kind. Here are some beautiful examples of the endless possibilities you can create.



**09209-820-035**  
**BEAUMONT CABINET - POLAR BLUE**  
**W/ GOLD STRIPING** 📏

W:52" x D:20" x H:38"

W:132cm x D:51cm x H:96cm

Crafted from Mindi, this two door cabinet features a raised X motif on the front of each door. Raised on tall tapered legs terminating in brass ferrules. One adjustable shelf is included. Finished in polar blue with gold leaf striping.



**09170-300-007**  
**REEDED WRITING DESK - LINEN** 📏

W:48" x D:24" x H:30"

W:122cm x D:61cm x H:76cm

This elegant writing desk features one reeded drawer with brass ring pulls. The reeding continues around the entire apron of the desk. Tall tapered legs complete the look. Finished in linen. Hardware available in polished brass or satin nickel.



**09203-630-005**  
**CORDELIA MULTI-USE CABINET - GLACIER** 📏

W:60" x D:19" x H:32"

W:152cm x D:48cm x H:81cm

This three door cabinet features whimsical brass coral pulls and is raised on a chinoiserie inspired base. Adjustable shelves included. Finished in glacier.



**09119-630-008**  
**SAPLING MULTI-USE CABINET - CHAMPAGNE** 📏

W:84" x D:20" x H:32"

W:213cm x D:51cm x H:81cm

Made of solid hardwood and American White Oak veneers with a pearlescent platinum finish.



**07251-630-002**  
**HARRISON SIDEBOARD - GREY** 📏

W:74" x D:19" x H:32"


W:188cm x D:48cm x H:81cm

This four door Walnut sideboard features linear moldings reminiscent of Arts and Crafts period furniture. Large sculptural nickel pulls contrast against the grey finish. Adjustable shelves are included.

## CUSTOM FINISH PROGRAM | CASE GOODS



**17598-600-030**  
**DEVON BISTRO TABLE - SHADOW GREY** 📏  
 DIA:42" x H:30"  
 DIA:107cm x H:76cm  
 Features an X shaped base supporting C shaped posts and a straight grain Oak top. Finished in shadow grey.



**17594-600-420**  
**HARVEST DINING TABLE (120") - ASH GREY** 📏  
 W:120" x D:44" x H:30"  
 W:305cm x D:112cm x H:76cm  
 Crafted from Mindi wood solids and veneer. The top is inset with three slabs of quartz stone as shown or available in a wood top. Also available in 96".



**07200-850-003**  
**SCULPTED CONSOLE - GOLD** 📏  
 W:74" x D:16" x H:36"  
 W:188cm x D:41cm x H:91cm  
 A Jacques Jarrige inspired design for Ambella Home Collection. Polished black granite supports the intricately laser cut steel base. The base is finished in antique gold metal leaf. The wood top with a deep reverse bevel, is made of American White Oak with a dark walnut color finish.



**09231-600-007**  
**UMBRIA DINING TABLE** 📏  
 DIA:60" x H:30"  
 DIA:152cm x H:76cm  
 This round dining table features a dove white finished Oak top raised on a three legged pedestal base in antique silver leaf.



**09136-850-001**  
**FOREST CONSOLE TABLE** 📏  
 W:80" x D:17" x H:36"  
 W:203cm x D:43cm x H:91cm  
 Base is made of aluminum with a silver metal leaf finish. Top is American White Oak in an ivory ceruse finish.



**09249-600-036**  
**TREYTON DINING TABLE - CERUSE** 📏  
 DIA:55" x H:30"  
 DIA:140cm x H:76cm  
 A round center table composed of a tapering cone pedestal topped with a bullnose round Carrera marble top. The pedestal features a bronze finished base. Oak solids with Oak veneer.



## CUSTOM FINISH PROGRAM | CASE GOODS



**09216-900-010  
VISION ACCENT TABLE -  
LINEN / GOLD LEAF** 📏

W:29" x D:22" x H:26"

W:74cm x D:56cm x H:66cm

An eclectic accent table featuring an oval White Oak veneer top and base raised by a sculptural pierced center post. Finished in linen and gold leaf.



**27037-850-003  
SALONE DOUBLE-V  
CONSOLE - ASH GREY** 📏

W:56" x D:14" x H:34"

W:142cm x D:36cm x H:86cm

Crafted from solid Mindi in light distressed grey finish.



**07246-920-010  
PALISADE SQUARE COCKTAIL TABLE -  
CUSTOM** 📏

W:52" x D:52" x H:16.5"

W:132cm x D:132cm x H:42cm

Features a Mahogany mitered veneer pattern top finished in American walnut. The concave plinth base includes a reeded design finished in french gold leaf.



**71004-900-001  
OWL TABLE** 📏

W:12" x D:9" x H:19"

W:30cm x D:23cm x H:48cm

A whimsical table depicting a carved stylized owl. Perfect chairside spot table.

Designed by:  
**ERINN V.**



**09239-230-007  
ENSLEY NIGHTSTAND - LINEN** 📏

W:34" x D:19" x H:32"

W:86cm x D:48cm x H:81cm

Crafted from Mahogany with Mahogany veneer, this three drawer chest includes glass oval shaped pulls.



**09232-830-025  
AMBROSE CABINET - AMERICAN  
WALNUT** 📏

W:49" x D:14" x H:37"

W:124cm x D:36cm x H:94cm

Regency style fretwork adorns two drawers and two touch latch doors. One shelf and brushed nickel pulls included. Shown in American Walnut and satin antique silver leaf.



**17581-830-029  
ORION DEMILUNE CHEST -  
EMERALD** 📏

W:42" x D:21" x H:34"

W:107cm x D:53cm x H:86cm

Crafted from Oak solids and veneers. with brass pulls and soft close metal glides. Finished in emerald green with gold leaf accents.



**09175-230-021  
CHINOISERIE NIGHTSTAND -  
CADET BLUE** 📏

W:30" x D:19" x H:28"

W:76cm x D:48cm x H:71cm

Features metal faux bamboo framing three drawers. Raised on faux bamboo legs and stretchers with satin brass bamboo shaped pulls.



**09215-900-026  
REULEAUX BUNCHING TABLES -  
HAND RUBBED RAVEN** 📏

W:20"/17.5" x D:18.5"/15.5" x H:24"/22"

W:51cm/44cm x D:47cm/39cm x H:61cm/56cm

This triangular shaped bunching tables include a silver leafed, three legged base with Oak veneered tops. The tables are sold together.

## CUSTOM FINISH PROGRAM | SINK CHESTS



**09206-110-101  
EMPEROR PETITE SINK CHEST** 🚰

W:24" x D:20" x H:36"  
W:61cm x D:51cm x H:91cm  
Crafted from Mahogany with French reGENCY detailing, touch latch door, and two pull out drawers. Carrera marble top with porcelain sink bowl. Finished in cadet blue with gold leaf striping.



**09200-110-101  
BISHOP SINK CHEST** 🚰

W:28" x D:22" x H:36"  
W:71cm x D:56cm x H:91cm  
Crafted from Mahogany solids. two working drawers with satin brass pulls and brass leafed base. Carrera marble top with an installed porcelain sink bowl.



**09202-110-201  
BENTON SINK CHEST** 🚰

W:30" x D:22" x H:36"  
W:76cm x D:56cm x H:91cm  
Crafted from Mahogany, finished in rich black brown, raised on a stainless steel base with X stretchers, two working drawers included. Porcelain sink comes installed.



**17590-110-221  
LOUVERED MEDIUM SINK CHEST -  
CADET BLUE** 🚰

W:30" x D:23" x H:36"  
W:76cm x D:58cm x H:91cm  
Crafted from Mahogany solids with louvered doors and solid brass pulls. A Carrera marble top with an installed porcelain sink bowl. Finished in cadet blue.



**09206-110-201  
EMPEROR MEDIUM SINK CHEST -  
ASH GREY** 🚰

W:33" x D:22.5" x H:36"  
W:84cm x D:57cm x H:91cm  
Crafted from Mahogany, touch latch door, and two pull out drawers. Carrera marble top with porcelain sink bowl. Finished in ash grey with silver leaf striping.



**09223-110-335  
SHAGREEN SINK CHEST -  
POLAR BLUE** 🚰

W:36" x D:22" x H:36"  
W:91cm x D:56cm x H:91cm  
Two door cabinet wrapped in faux leather shagreen. A Carrera marble top features a porcelain sink bowl.



**09175-110-301  
CHINOISERIE SINK CHEST -  
CORAL** 🚰

W:38" x D:23" x H:36"  
W:97cm x D:58cm x H:91cm  
Hardwood framed with faux bamboo carvings framing two working drawers. Brass bamboo shaped pulls and antique coral finish. Carrera marble top with an installed porcelain sink bowl.



**09209-110-433  
BEAUMONT SINK CHEST -  
PEACOCK** 🚰

W:52" x D:20" x H:38"  
W:132cm x D:51cm x H:96cm  
Crafted from Mindi, this two door sink chest features a raised X motif on the front of each door. Raised on tall tapered legs terminating in brass ferrules. Carrera marble top with porcelain sink.



**09227-110-305  
TOULOUSE SINK CHEST -  
GLACIER** 🚰

W:40" x D:22" x H:36"  
W:102cm x D:56cm x H:91cm  
Crafted of White Oak with a white marble top. Tall tapering feet with antique brass ferrules. Finished in glacier with gold leaf striping. Brass pulls.

## CUSTOM FINISH PROGRAM | UNFINISHED

Ambella Home offers a selection of unfinished case goods at a discounted price if you'd prefer to have your piece finished on your own. Please contact customer service or your sales representative for more details.



17592-830-001U  
BEATRIX NIGHTSTAND



17577-830-001U  
CASSIA CHEST



27037-850-001U  
SALONE DOUBLE-V  
CONSOLE



09209-820-001U  
BEAUMONT CABINET



17578-230-001U  
SOLEIL NIGHTSTAND



09232-830-001U  
AMBROSE CABINET



09221-230-001U  
VALMONT NIGHTSTAND



17584-830-001U  
STELLA CHEST



27119-900-002U  
MINARET ACCENT  
TABLE



## CUSTOM FINISH PROGRAM

Select Ambella Home pieces are now available in a variety of hand applied, artisanal finishes. From Ash Grey to Champagne, personalize your piece and make it truly one-of-a-kind.



**-003 ASH GREY** - light distressed grey



**-004 STEEL** - dark metallic grey



**-005 GLACIER** - clean white with no distressing or glaze



**-007 LINEN** - white paint with a sepia glaze



**-008 CHAMPAGNE** - pearlized platinum




**-016 GOLD LEAF** - true gold leaf with slight antiquing; holidays, cracks & wrinkles add to the beauty & are not defects



**-017 SILVER LEAF** - true silver leaf with slight antiquing; holidays, cracks & wrinkles add to the beauty & are not defects



**-019 JET BLACK** - matte solid black painted finish



**-021 CADET BLUE** - saturated blue shown here with gold leaf striping



**-024 SATIN ANTIQUE SILVER LEAF** - silver leafing with antique glaze



**-025 AMERICAN WALNUT** - rich clean brown



**-026 HAND RUBBED RAVEN** - a low sheen dark stain with faint warm brown rub through

**\*Special attention has been paid to reproduce these finish samples as accurately as possible. However, printing cannot fully illustrate the depth of color and beauty of finishes shown. Wood samples available upon request.**

## CUSTOM FINISH PROGRAM

Ambella Home's stained and painted wood finishes have been developed to not only add to the styling and individualization of the furniture piece, but also to accentuate the inherent beauty of natural hardwoods. Due to the nature of the wood grain, color and grain patterns may vary up to 10-15% from piece to piece.



**-027 CORAL** - a true Palm Beach inspired coral paint with slight antiquing



**-029 EMERALD** - a true, clear emerald green



**-030 SHADOW GREY** - a warm dark grey with a raw umber glaze



**-032 DOVE WHITE** - a white stain that shows natural grain details of the wood species



**-033 PEACOCK** - a rich teal painted finish



**-034 FRENCH GOLD LEAF** - a silver leaf finished with a golden wash




**-035 POLAR BLUE** - a cool, light blue paint



**-036 CERUSE** - two-toned look with open grain of wood accentuated in ivory against natural wood tones, ONLY AVAILABLE ON OAK



**-037 WEATHERED IVORY** - antique ivory paint with hang up and glaze in a dark brown, heavy wire brushing, ONLY AVAILABLE ON OAK



**-038 GRAPHITE CERUSE** - dark grey stain and ivory ceruse hang up, heavy wire brushing, ONLY AVAILABLE ON OAK



**-039 SWEDISH IVORY** - an antiqued, ivory painted finish with a vintage rub through



**-040 HONEY MAPLE** - a painted, light wood finish which mimics a light wood stain

**\*Special attention has been paid to reproduce these finish samples as accurately as possible. However, printing cannot fully illustrate the depth of color and beauty of finishes shown. Wood samples available upon request.**